



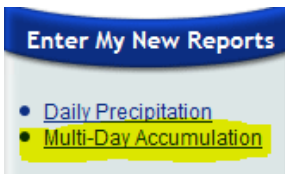
Is Your Rainfall Report for One Day, or is it for Multiple Days? Is Your Observation More than Four Hours Late?

It is important not only to read your rain gauge correctly, but to report correctly as well. If you have an amount that has accumulated in the gauge over a period more than one day (like over a weekend), you must report this using the Multi-Day Accumulation report, NOT the Daily report. Or, if your observation is more than 4 hours past your normal observation time (for example, your observation is made at 11:30 a.m. and your normal time is 7:00 a.m.), then do not submit a daily report for that day. Instead, wait until the next day and submit a 2-day total using a Multi-day Report. See page 2 for instructions on this.

For many observers reporting precipitation for multiple days is an infrequent occurrence, and we forget that these amounts are entered differently than the daily report. The Daily Report form (the one that appears after you log in) is ONLY for an amount collected for a one-day period. If you are reporting an amount collected for a period of two or more days, then use the Multi-Day Precipitation form on the web site. This form is for reporting an accumulation of precipitation over two or more days where you did not take daily observations. In other words, for any given date, you should report precipitation using either the Daily Precipitation Report or the Multi-Day Precipitation Report form.

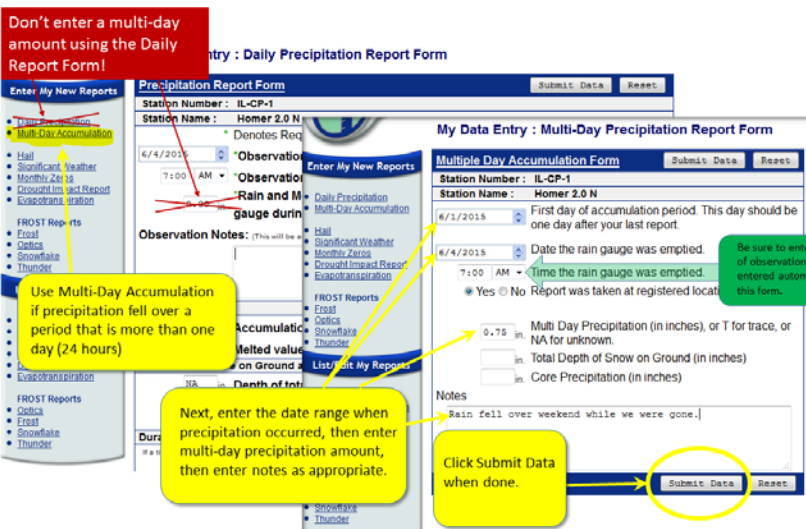
Example 1

After your observation on May 31, you head out for a long weekend. You return late on June 3. On the morning of June 4 you check your rain gauge and find 0.75 inches of rain in the tube. How do you report this?



Log on to the CoCoRaHS web site as usual. IGNORE the Daily Report screen that pops up. Instead select Multi-Day Accumulation in the menu

On the form, enter the first day of accumulation. In this case it is 6/1, the day after your last report (May 31). You emptied the rain gauge on 6/4. Enter the time you emptied the rain gauge, then enter the amount that you measured in the field labeled "Multi Day Precipitation (in inches)". In this case, you would enter 0.75. Click on Submit Data and you are done.



Example 2

One weekend you take your daily observations but for a variety of reasons are not able to get access to the computer to enter your observations into the CoCoRaHS web site. You have the following observations:

- 6/1 0.01"
- 6/2 0.00"
- 6/3 0.50"
- 6/4 0.25"

You are able to enter your data on June 4. How do you report this?

DO NOT use the Multi-Day Precipitation form. That is only used for entering one measurement that represents an accumulation over a period of two or more days, not for multiple daily reports.

DO use the Daily Precipitation report form. When the form appears on the screen, change the date to 6/1, enter the observation, and click the Submit Data button. Then, click on Daily Precipitation under Enter My New Reports, change the date to 6/2 and enter that observation and click the Submit Data button. Repeat for the last two observations.

Be careful entering a sequence of reports like this. A common error we see is observers transposing observations, for example, entering the amount for 6/1 for 6/2 and 6/2 for 6/1.



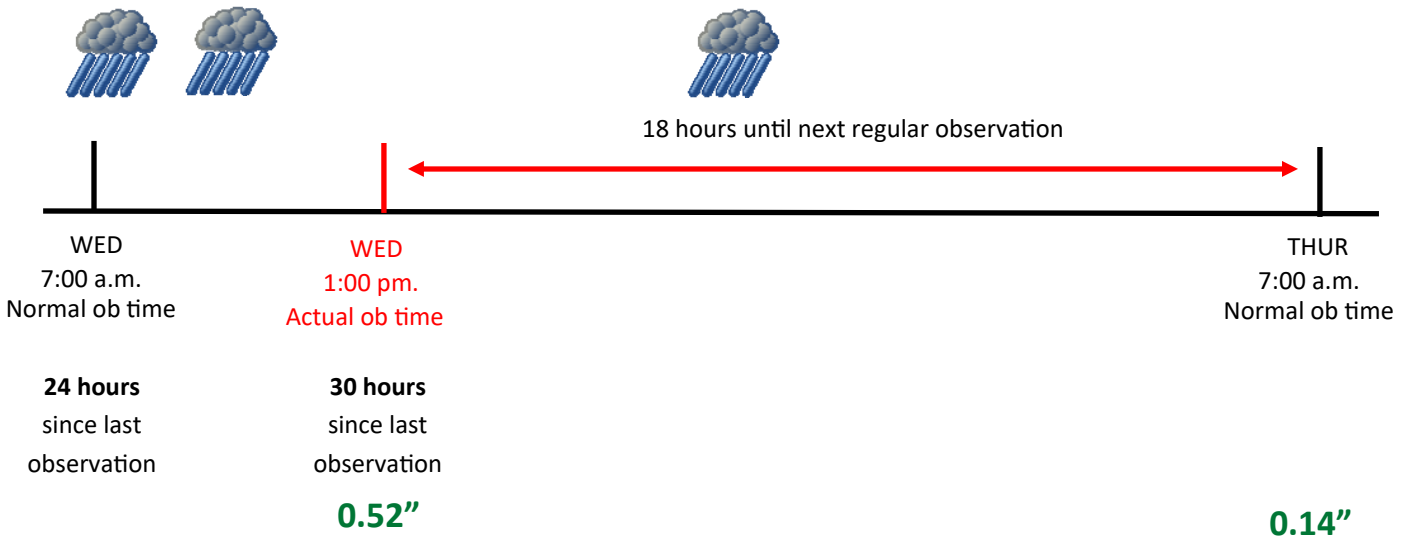
A Late Observation—When Should You Submit a Multi-Day Report ?

If your observation is more than 4 hours past your normal observation time (for example, your observation is made at 11:30 a.m. and your normal time is 7:00 a.m.), then do not submit a daily report for that day. Instead, wait until the next day and submit a 2-day total using a Multi-day Report.

At times we see observers wait until rain has stopped to make an observation, thinking that it will be more helpful to capture the entire "event" than make an observation during it. That is not the case. Remember, we are trying to compare rainfall data that was collected in observations 24 hours apart. If an observer waits until the afternoon to make a measurement and report it, then it cannot be compared to observations made that morning (too much precip), nor to observations made the next morning (too little precip). The one time you should wait is if it is not safe to make your observation (lightning or other severe weather). Consistency in observation times is important to interpretation of the precipitation data. You can, however, submit a Significant Weather Report to report the rainfall you received.

X 2/2/2020 *Observation Date ?
 11:30 AM *Observation Time ?
 .86 in. *Rain and Melted Snow to the nearest hundredth of an inch, or T for trace, or NA for unknown.

2/1/2020 First day of accumulation period. This day should be one day after your last daily report or one day after the End Date of the last multi-day report.
 2/2/2020 Date the rain gauge was emptied.
 7:00 AM Time the rain gauge was emptied.
 Yes No Report was taken at registered location?
 0.86 in. Multi-Day Precipitation (rain and melted snow, to the nearest hundredth of an inch), or T for trace, or NA for unknown. Information about snowfall should be included in the comments.



Wednesday's observation of 0.52" was at 1:00 p.m., 6 hours past the normal ob time for this observer. Instead of a daily report for Wednesday, the observer waits until Thursday morning and submits a Multi-Day Report with a total of 0.66" (0.52" plus the 0.14" that fell between 1:00 p.m. Wednesday and 7:00 a.m. Thursday.